



A GUIDE



# TOURISM TECHNOLOGY

**KHAIRUL ANIS NAJWA BINTI MUHAMAD FAUZI**  
**NORZAKIAH BINTI MOHAMED BAKHARI**

# **COPYRIGHT**

## **E TOURISM**

**@ POLITEKNIK TUANKU SYED SIRAJUDDIN**

All right reserved. No part of this publication may be reproduced or transmitted in any form or by any means, electronic or mechanical, including photocopy, recording or any information storage and retrieval system, without permission in writing from Director of Politeknik Tuanku Syed Sirajuddin, Pauh Putra, 02600 Arau, Perlis.

Published by:

**POLITEKNIK TUANKU SYED SIRAJUDDIN**

**PAUH PUTRA, 02600 ARAU, PERLIS**

**KHAIRUL ANIS NAJWA BINTI MUHAMAD FAUZI**

**NORZAKIAH BINTI MOHAMED BAKHARI**

**e ISBN 978-967-2258-94-0**



# PREFACE

E-Tourism e-book is designed to guide students at the foundation stage. It is written to assist tourism and hospitality students without information technology (IT) background. The topics in this book are written based on the Ministry of Higher Education syllabus and prepared specifically for Tourism and Hospitality Department students.

The topic focus in this e-book is on designing website. The content enables students to understand the fundamental of creating a website. Questions at the end of e-book are provided to ensure students understand.

It is hoped that students can benefit this book and help students to achieve excellent results.

# QACKNOWLEDGEMENT

The completion of this undertaking could not have been possible without the participation and assistance of so many people whose names may not all be enumerated. Their contributions are sincerely appreciated and gratefully acknowledge.

However, we would like to express our deep appreciation and indebtedness, particularly to Mr. Yusdi Bin Ismail, our head of department for his endless support, and kind and understanding spirit during our journey of this book.

To all friends and others who in one way or another shared their support, either morally, financially, or physically, thank you.

Above all, to the Graet Almighty, the author of knowledge and wisdom, for his countless love.

We thank you.

# TABLE OF CONTENT

**1 | Stimulate Website Design**

**2 | Adapt Website Essential**

**3 | Tutorial**

# STIMULATE WEBSITE DESIGN

TOURISM TECHNOLOGY



## LEARNING OUTCOMES:

- concept of website design
- purpose of website design element
- principle of effective website design

# WHAT IS A WEB SITE?

A WEB SITE IS:

---

☐

A Presentation Tool

☐

A Way to Communicate

☐


A Learning Tool

☐

A Teaching Tool

☐

A Marketing Important Tool

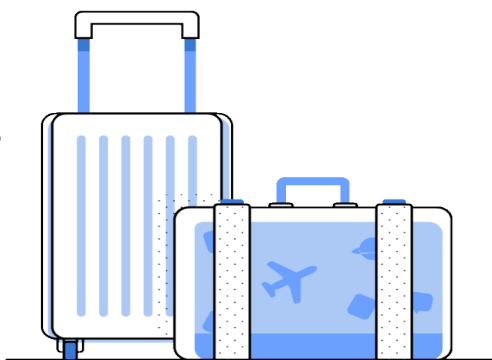


# THE PURPOSE OF WEBSITE DESIGN



Website development is a way to make people aware of the services and/or products you are offering,

understand why your products are relevant and even necessary for them to buy or use,



and see which of your company's qualities set it apart from competitors



# WEBSITE DESIGN PRINCIPLES

In truth, almost every site has one flaw or another, whether:

- ☒ It be confusing accessibility
- ☒ Over-ambitious design
- ☒ Poor download time

**DESIGN FOR  
THE MEDIUM**

**DESIGN FOR  
THE WHOLE  
SITE**

**DESIGN FOR  
THE USER**

**DESIGN FOR  
THE SCREEN**

# DESIGN FOR THE MEDIUM

When designing a website, remember :

**01**

the destination is a computer, not the printed page.

**02**

language is hypertext, not linear text

**03**

create Web pages specifically for the computer screen

**04**

must consider the layouts, fonts & colors, and how they will appear

# DESIGN FOR THE MEDIUM

01

## CRAFT THE LOOK & FEEL

- the interface, that user must navigate often called - the look and feel of a web site
- they read text, associate with links, view graphics
  - a. depends on the freedom of your design
  - b. create their own path through your information.

# DESIGN FOR THE MEDIUM

02

## MAKE YOUR DESIGN PORTABLE

- Be portable & accessible across different browsers, OS, & computer platforms
- Don't make mistake of testing in only one environment – assume their pages same to all.

# DESIGN FOR THE MEDIUM

03

## PLAN FOR CLEAR PRESENTATION & EASY ACCESS TO YOUR INFORMATION

- plan for the actions/path that user may choose randomly or specific information
- Provide direct link to the area – that most demand
- Present info. – easy to read
- Break text into reasonable segments
- Plenty headings – user find content quickly
- Control horizontal length, easy to read column

# DESIGN FOR THE WHOLE SITE

01

Plan unifying themes & structure that hold pages together

02

Consider more than each individual page

DESIGN FOR THE WHOLE SITE

01

# CREATE SMOOTH TRANSITIONS

- Plan to create a unified look among the sections & pages of your Web site
- Identifying elements of the sites & create smooth transitions from one page to another

# USE A GRID TO PROVIDE VISUAL STRUCTURE

- The grid is a conceptual layout device that organizes the page into columns & row
- Use table elements to build the grid for pages
- although table for tabular data – table elements were used as a tool for building the type of columnar grid structure
- Well-designed sites use tables to provide structure & consistency of pages.



# USE OF ACTIVE WHITE SPACE

- White spaces are the blank areas of a pages
- White space that is used deliberately called active white space
- Passive white spaces are blank areas that border the screen/result of mismatched shapes

# DESIGN FOR THE USER

01

Knowing your audience/user answers almost all design questions

02

Find out what users expect from your web site

03

Use the power of hypertext linking

04

How much content is enough



## 01

# DESIGN FOR THE INTERACTION

- How the user interacts with the information on your Web pages – content type either your user will read or scan your pages
  - Scanning the content
  - Scrolling if necessary
  - Pointing to graphics to see if they are hyperlinked
  - Clicking linked text




## 02

# DESIGN FOR LOCATION

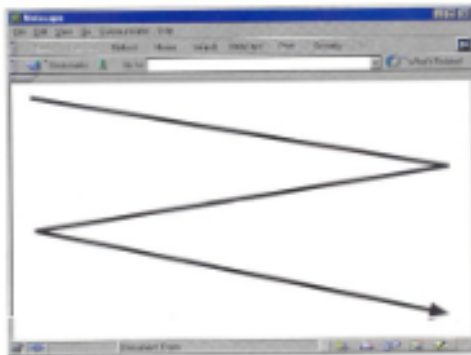
- Difficult to predict the user's exact viewing path
- Generally, figure below depicts the sections of screen real estate ranked in order of importance.

## 03

# GUIDE THE USERS EYE



- Normal reading habits, user's eye may move from left to right and back again

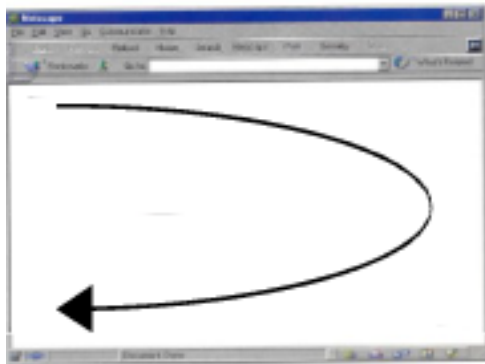


Paper-based reading pattern

## 03

# GUIDE THE USERS EYE

- In contrast, when viewing landscape-based display, user scan information following a clockwise pattern



Screen-based viewing pattern

# 04

# KEEP A FLAT HIERARCHY

- Do not make users navigate through too many layers of your Web site to find the information they want
- Structure your web site to include section or topic-level navigation pages so users quickly find their path
- eg/: Standard navigation bar - consistently placed on every page, reassure users not lost & move through the site with flexibility.

# DESIGN FOR THE SCREEN

01

The shape of computer screen

02

Design pages that provide enough contrast

03

Computer screens use a much lower resolution than the printed page

04

A screen is not a page





# ELEMENT FOR EFFECTIVE WEBSITE



**01**

Know your objective

**02**

Good Visual Design

**03**

Navigation structure

**04**

Stand out

**05**

Meaningful content

**06**

Responsive



# ADAPT WEBSITE ESSENTIAL

TOURISM TECHNOLOGY

## LEARNING OUTCOMES:

- Explain the importance and purpose of website hosting and security
- Identify the method for generating website development

# WEBSITE SECURITY

Web security is also known as “Cybersecurity”.

It basically means protecting a website or web application by detecting, preventing and responding to cyber threats.

Websites and web applications are just as prone to security breaches as physical homes, stores, and government locations.



# IMPORTANCE OF WEBSITE SECURITY



to protect from various online threats including website hacking



to prevent data leakage



to shield the corporate network from viruses and spy-ware



to protect sensitive business information from unauthorized parties



to thwart malware threats




to prevent unauthorized data uploads



What is....

# WEB HOSTING ?



YOU



WEB HOST



YOUR DOMAIN  
NAME



WEBSITE USERS

# WEBSITE HOSTING

Web hosting is the service which provides business server space to individual businessman to make their website accessible over the internet.

So that other people can easily view their website on internet.

In other word we can say that a web hosting service makes the website available so that website can easily viewed by people on the internet.



# WEBSITE (ADVERTISING)

## ROLES

Add Gravity

Gateway to Global Market

Targeting group

Opportunity sales

Door to multiple client  
simultaneously

Online mode



# WEBSITE DEVELOPMENT CONCEPT

A web development process is a documented outline of the steps needed to be taken from start to finish in order to complete a typical Web design project

## 5 METHODS OF WEBSITE DEVELOPMENT

- Free builders
- Template Websites
- WordPress Websites (blog/cms)
- Do-It-Yourself
- Professional web design



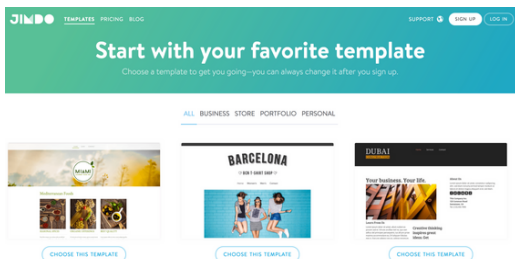
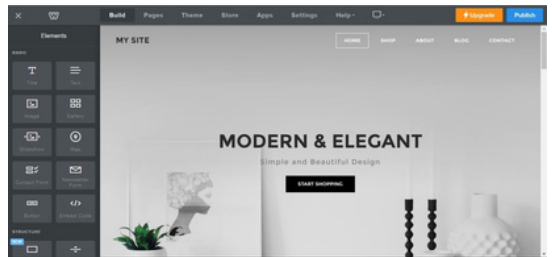
# FREE WEBSITE BUILDER

WIX.com



GoDaddy™

weebly



JIMDO



# CHECK YOUR UNDERSTANDING..

**Complete the purpose of website design  
in Tourism technology**

Website development is a  to make  
people aware of the  and/or products

you are offering understand why your products  
are relevant and even necessary for them to

or use, and see which of your company's

set it apart from

way

buy

competitors

services

qualities

# REFERENCE

1. E., & H. (2015). New Business Opportunities in the Growing E-Tourism Industry Advances in hospitality, tourism, and the services industry (AHTSI) book series, Premier Reference Source. IGI Global. (ISBN: 1466685786)
1. A. F., P. L., I. F., & Y. W. (2019). Marketing for Tourism and Hospitality: Collaboration, Technology and Experiences. Routledge. (ISBN: 1317308794)
2. E. C. (2016). Social Media in Travel, Tourism and Hospitality: Theory, Practice and Cases. Routledge. (ISBN: 131705380X)
3. Jon Duckett, (2012). HTML and CSS: Design and Build Websites, Jon Wiley and Sons, Inc., USA. (ISBN: 978-1-1180-0818-8)
4. Pesonen, J., & Neidhardt, J. (2018). Information and Communication Technologies in Tourism 2019: Proceedings of the International Conference in Nicosia, Cyprus, January 30-February 1, 2019. Cham: Springer International Publishing. (ISBN: 3030059405)



e ISBN 978-967-2258-94-0

