

TEXT TO AI VIDEO

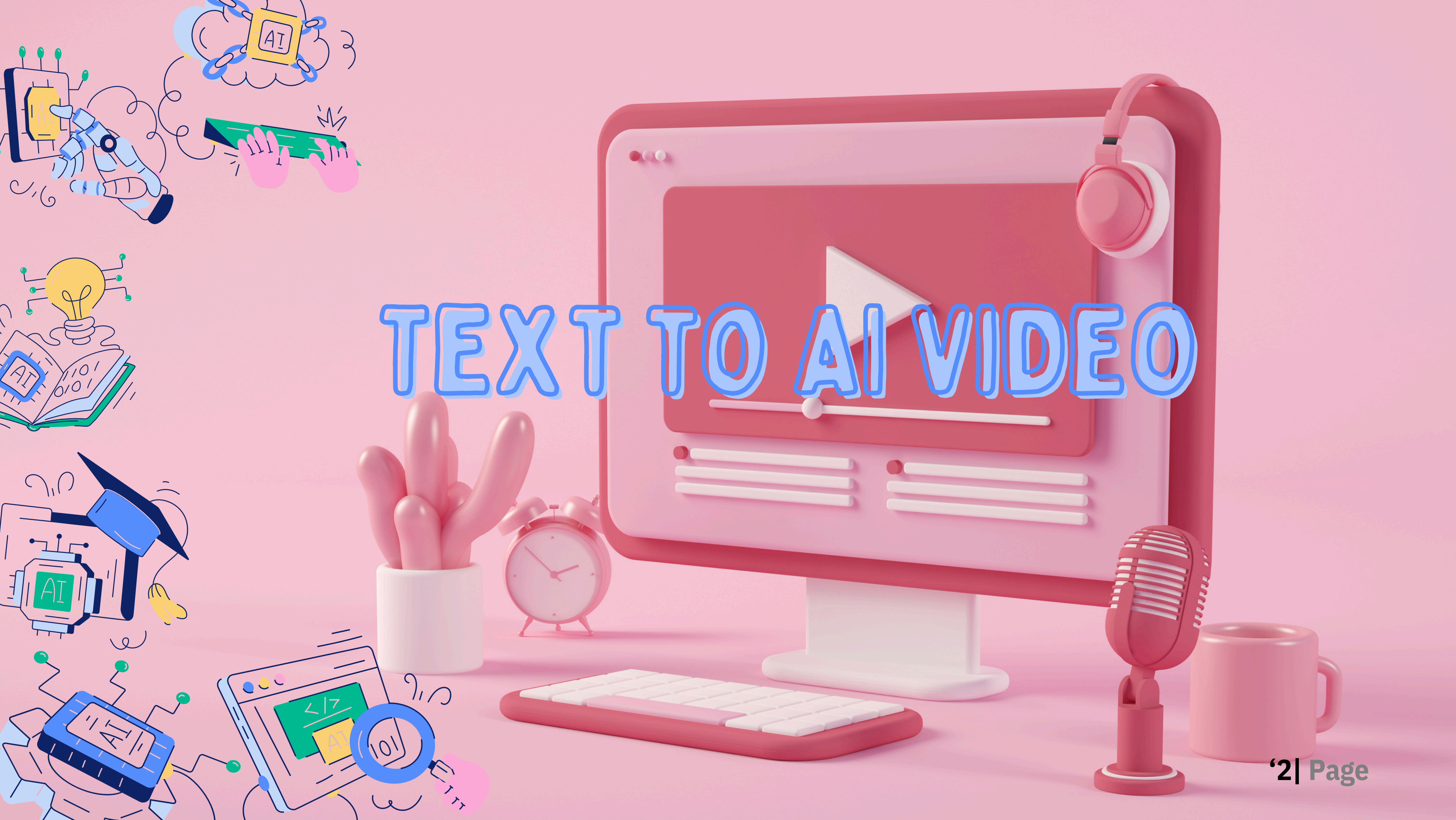


TABLE OF CONTENTS

ITEMS

PAGE

COPYRIGHT	4
PREFACE	5
OUR WRITERS	6
LEARNING GOALS	9
WHAT IS AI?	10
TYPES OF USED IN DAILY TASK	11
WHY WE USE AI	12
WHAT'S OK VS NOT OKAY	14
HOW TO USE AI	15
HOW NOT TO USE AI	16
PARAPHRASING TOOLS	17
AI CAN BE WRONG	19
LET'S PLAY A GAME : IS IT ALLOWED	20
SCENARIO ONE	21
SCENARIO TWO	23
SCENARIO THREE	25
EXERCISE	27
REFLECTION	29
ASSIGNMENT 1	30
ASSIGNMENT 2 & EXAMPLE.....	31-33
REFERENCES	33
CREDIT	34

COPYRIGHT

Diterbitkan oleh:

Kolej Komuniti Bandar Penawar Cawangan Gelang Patah (KKBPcGP),
Jln Bayu 1/2, Nusajaya Industrial Park 2, 79250

Iskandar Puteri, Johor Tel: 07-596 4159

Hak Cipta Terpelihara

©2025 Kolej Komuniti Bandar Penawar

Cawangan Gelang Patah (KKBPcGP) Sebarang bahagian dalam buku ini tidak boleh diterbitkan semula, disimpan dalam cara yang boleh dipergunakan lagi atau dipindahkan dalam sebarang bentuk atau

dengan sebarang cara elektronik, mekanikal, penggambaran semula, rakaman atau sebagainya sebelum mendapat izin bertulis daripada Pengarah Kolej Komuniti

Bandar Penawar (KKBP), Kementerian Pendidikan Tinggi.

Edisi 2025 Perpustakaan Negara Malaysia
eISBN 978-967-25948-5-7

PREFACE

Puji dan syukur ke hadrat Allah SWT di atas rahmat dan hidayahNya, sebuah naskah ebook **Text to AI Video** dalam versi Bahasa Inggeris & Bahasa Melayu terbitan Kolej Komuniti Bandar Penawar Cawangan Gelang Patah ini dapat disiapkan dengan baik dan tepat pada waktunya. Besar harapan kami agar modul ini dapat ingin mempelajari asas penghasilan video dan tips menghasilkan **prompt** yang betul dalam rekabentuk pembangunan video . Kami ingin mengucapkan ribuan terima kasih kepada keluarga dan teman seperjuangan yang sentiasa menyokong serta memberi inspirasi dalam menyiapkan modul ini. Semoga tanggungjawab yang diberikan ini dapat menambah pengetahuan serta kemahiran dalam berkaitan bidang demi meningkatkan kecemerlangan pendidikan anak bangsa serta menambah lagi olahan minda di dalam penulisan kreatif. Kami menyedari modul ini masih jauh dari sempurna. Oleh kerana itu, kami mengalu-alukan sebarang maklumbalas serta saranan yang membina dari sahabat sekalian. Sekian.

OUR WRITER

Cikgu Yaya

Nama : Masuria binti Mohd Tahar

Pengalaman kerja :

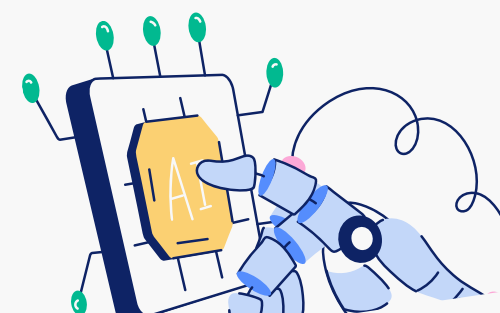
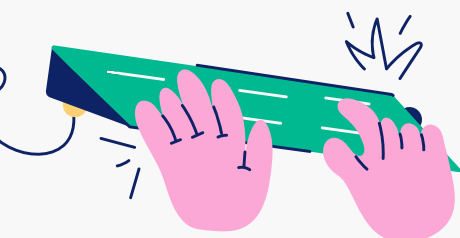
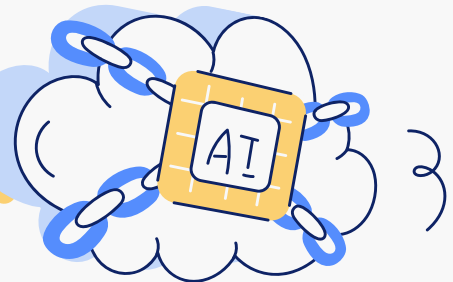

Swasta - IT (4 tahun) 2006-2011

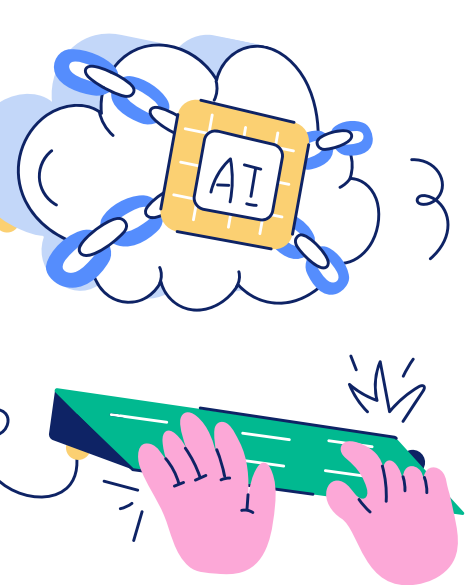
Guru Ganti & Pensyarah Sambilan (hingga April 2011)

Politeknik Mersing Johor - PENSYARAH IT (2011 - 2021)

Kolej Komuniti Bandar Penawar Caw Gelang Patah
- PENSYARAH IT (2021 sekarang)

Pengalaman **AI** : 2023 ~ sekarang





OUR WRITER

Cikgu Jue

Nama : Juainiah Umi binti Abu Bakar

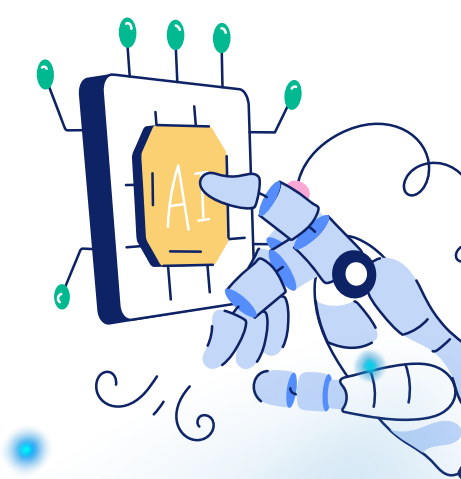
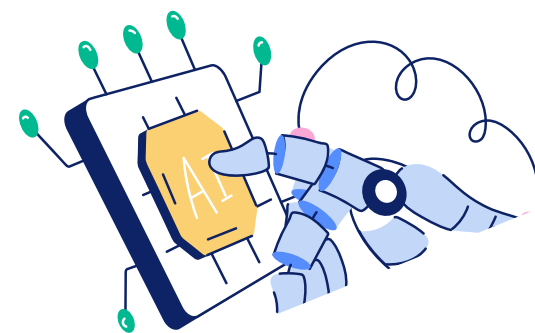
Pengalaman kerja :

Kolej Cosmopoint Seremban - IT Pengajar IT (2007 - 2012)

Kolej Komuniti Bandar Penawar - PENSYARAH IT (2012 - 2018)

Kolej Komuniti Bandar Penawar Caw Gelang Patah - PENSYARAH IT (2018 - sekarang)


Pengalaman **AI** : 2024 ~ sekarang





OUR WRITER

Madam Mizan



Nama : Norhalmizan binti Halim

Pengalaman kerja :

Mysysnet Sdn Bhd - Project Executive (2012)

Kolej Komuniti Bandar Penawar - PENSYARAH IT
(2012 - 2018)


**Kolej Komuniti Bandar Penawar Caw Gelang
Patah** - PENSYARAH IT (2018 - sekarang)

Pengalaman **AI** : 2024 ~ sekarang




LEARNING GOALS

After this lesson, you will be able to:



Understand what it means to use AI responsibly in a school environment.



Recognise examples of appropriate and inappropriate use of AI for learning tasks.




Reflect on school policies and develop personal strategies for using AI ethically.




Engage in discussions and activities to explore grey areas in AI use.

WHAT IS AI?

- Artificial Intelligence (AI) refers to the ability of machines and software to perform tasks that typically require human thinking.
- This can include recognising patterns, generating text, making decisions, or predicting outcomes.
- AI works by using large amounts of data and algorithms to "learn" how to respond or generate output.
- It is not human, but it mimics certain types of human thinking.



TYPES OF AI USED IN DAILY TASK




Text-based AI

Answers written questions, gives ideas, or helps explain something.



Speech-to-text AI

Tools that convert your voice into written notes or captions.



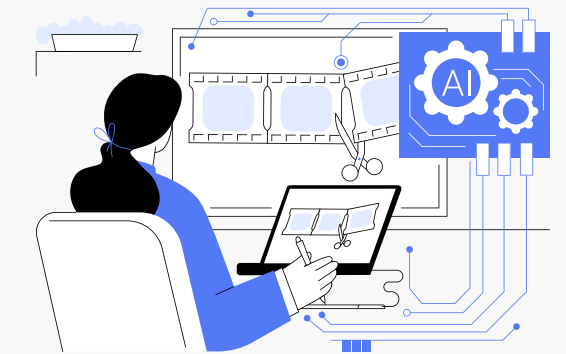
Writing Help

Tools that check your spelling and grammar use, or reword sentences.



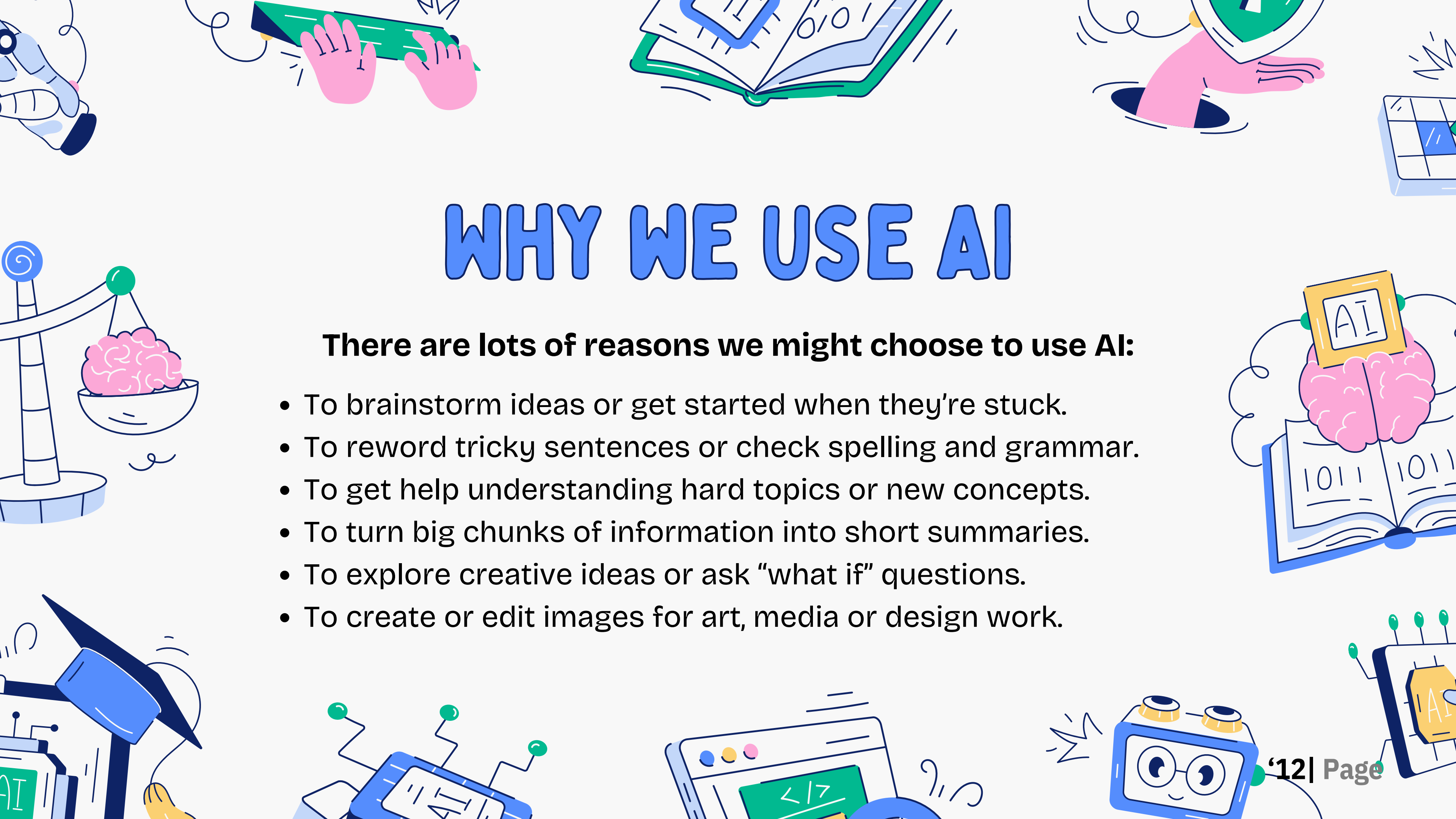
Image Generation

Tools that create visuals, charts, or graphics based on prompts.



Video Generation

Tools that create animation, audio, or videos based on prompts.



WHY WE USE AI

There are lots of reasons we might choose to use AI:

- To brainstorm ideas or get started when they're stuck.
- To reword tricky sentences or check spelling and grammar.
- To get help understanding hard topics or new concepts.
- To turn big chunks of information into short summaries.
- To explore creative ideas or ask "what if" questions.
- To create or edit images for art, media or design work.

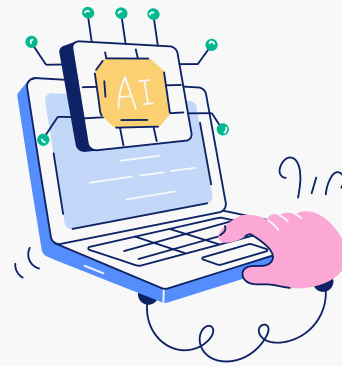
THINK, PAIR, SHARE

What are some other ways that we use AI at school, work and do you think all of them are okay?



Think

Think silently for 30 seconds and jot down your ideas.



Pair

Pair up with a classmate/officemate and discuss your ideas.



Share


Share your ideas with the rest of the class.

WHAT'S OKAY VS NOT OKAY?





Some uses of AI support learning/working, while others take shortcuts around it.



- Asking AI to help brainstorm topic ideas for an essay.
- Using AI to explain a tricky concept in simpler terms.



- Copying an AI-generated writing into your assignment/task.
- Letting AI create or write your entire assessment.



HOW TO USE AI



You can use AI effectively and ethically by treating it as a learning support tool rather than a shortcut. It can be used ethically and effectively to:

- Explain difficult concepts in simpler terms, making class content easier to understand.
- Summarise notes, generate practice questions, and create revision quizzes to support your study.
- Improve your knowledge and vocabulary.
- Generate ideas or brainstorm topics.
- Organise, plan or structure assessments.
- Ask for general feedback (e.g. “Is this the best word choice to use?”).

HOW NOT TO USE AI

AI should never be used to complete your work for you or bypass genuine learning. Using AI dishonestly can lead to academic consequences. It is not okay to use AI to:

- Copy and paste AI-generated answers and submit them as your own.
- Use AI to write full assignments or essays.
- Avoid doing your reading or research by asking AI to summarise content you haven't engaged with.
- Create fake references, quotes, or citations.
- Use AI to answer test or exam questions.
- Rely on AI so much that you stop learning or thinking for yourself.



PARAPHRASING TOOLS

Here are the direct links to the five paraphrasing tools:



PARAPHRASER

QuillBot - <https://quillbot.com/>

Paraphraser.io - <https://www.paraphraser.io/>

Prepostseo Paraphrasing Tool - <https://www.prepostseo.com/paraphrasing-tool>

Paraphrase Online - <https://www.paraphrase-online.com/>




Rephrase.info - <https://www.rephrase.info/>




REPHRASE



QuillBot









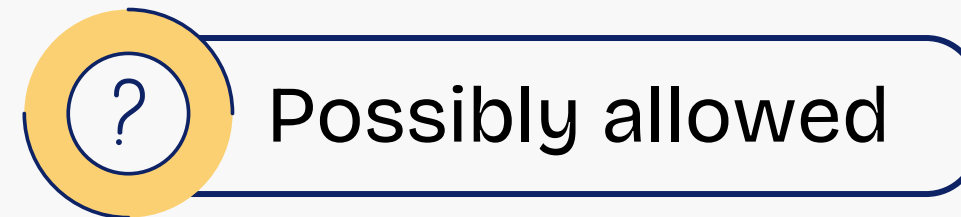
AI CAN BE WRONG

- AI can be helpful, but it's not always right.
- Sometimes it gives outdated information, makes things up, or even creates fake quotes, statistics, or sources that sound real but aren't.
- You should never copy AI responses without checking them first (especially if they include facts, evidence, or references as these could be fictional).
- Treat AI like a helpful assistant, not an expert. Always double-check the information using reliable sources or your class materials before including it in your work.

SCENARIO ONE





Sam uses AI to help brainstorm ideas for his English speech. He doesn't copy any sentences, but jots down the ideas and builds his own speech from scratch.

Do you think this use of AI would be:



SCENARIO ONE: ANSWER





This would be allowed. Sam is using AI as a starting point, then doing all the actual writing and thinking himself. He's not copying content—he's using it like a digital brainstorm partner. This supports his learning.



SCENARIO TWO


Ethan uses AI to summarise a research article and includes the summary in his assessment.
He checks the original article and uses it to guide his own writing.

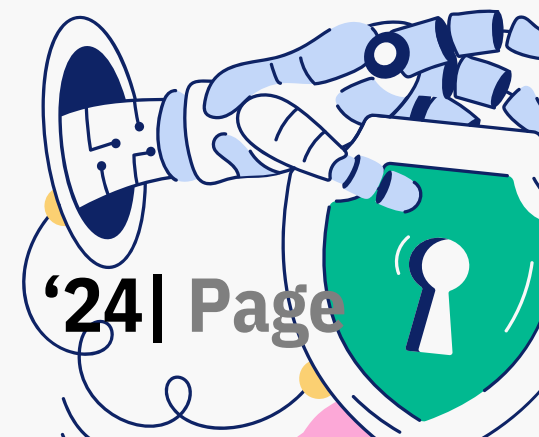



Do you think this use of AI would be:



SCENARIO TWO: ANSWER

This would possibly be allowed. If Ethan only reads the summary to better understand the article and then writes his own response, it's probably okay. But if he copies the summary or relies on it without engaging with the original source, that's not acceptable.





 Possibly allowed



SCENARIO THREE

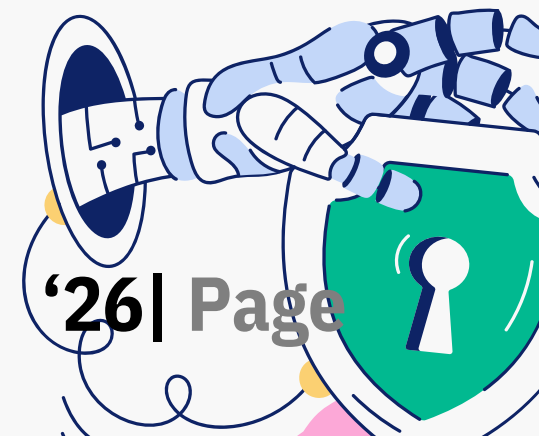



Lily uses AI to rewrite and improve her whole assignment, including phrasing and structure. She submits the AI-edited version without checking it.

Do you think this use of AI would be:



SCENARIO THREE: ANSWER

This would not be allowed. Even if the original content was Lily's, the final product isn't. She hasn't reviewed it or controlled the changes. This is using AI to do the final work for her and counts as misconduct.



EXERCISE

Go to ChatGPT at:

<https://auth.openai.com/log-in>

<https://chatgpt.com/>

Then,

Take a few quiet minutes to use this prompt:

1. The Dark Knight
2. Careless Whisper
3. Dancing in the Moon Light



EXERCISE

2. Take a few quiet minutes to use this prompt:

1. Eeria sight
2. Candlelit Dinner
3. Graceful park

3. Style and Mood:

This defines the look and feel of the image.

Style could be something like “gloomy,” “romance,” or “happy,” while mood conveys emotions, such as “dark and mysterious” or “bright and cheerful.”

These elements set the tone, making the image suit the story or message you want to convey.



REFLECTION

Take a few quiet minutes to reflect on your own use of AI so far. Write your answers in a notebook or digitally.


- Have I used AI for schoolwork this year? What did I use it for, and how often?
- When I used AI, was I getting support, like a tutor helping me work through my learning, or was I letting it do the thinking for me?
- What's one way I could use AI more honestly or effectively in the future?
- How can I make sure that my learning and my ideas stay truly mine?



ASSIGNMENT 1

Projek video hobi/minat/kesukaan cth : Koleksi Adiwira sendiri

- 1 video **DARK FANTASY AI** lengkap (30–60 saat)
- Pengetahuan tentang tools Text-to-Video AI
- Keyakinan menulis & mempersembahkan diri secara digital



EXAMPLE : ASSIGNMENT 1

MENCIPTA POSTER & VIDEO BERTEMA **DARK FANTASY
BUKTIKAN KREATIVITI ANDA DALAM DUNIA VISUAL GELAP DAN EPIK.**

****SYARAT PENYERTAAN:****

- GUNA AI TOOLS
- TEMA: DARK FANTASY
(EPIK, MAKHLUK LEGENDA, SUASANA MISTERI)
- SAIZ: POSTER (1:1 ATAU 3:4 RATIO)
- FORMAT: JPG/PNG (IMAGE)
DAN
- FORMAT: . MP4 (VIDEO) -30-60 SAAT

EXAMPLE PROMPT: ASSIGNMENT 1

"A BAROQUE-STYLE HYPER-REALISTIC DIGITAL PAINTING OF A POWERFUL FEMALE WARRIOR WEARING A BLACK NIQAB AND HIJAB, CLAD IN RICHLY ORNAMENTED, FULL-BODY ARMOR WITH ELABORATE GOLD FILIGREE AND INTRICATE ENGRAVINGS. SHE STANDS SOLEMNLY IN THE MIDST OF SWIRLING, DRAMATIC MIST, EXUDING AUTHORITY THROUGH HER INTENSE, UNWAVERING GAZE. THE COMPOSITION EMBRACES HIGH BAROQUE THEATRICALITY, FEATURING DEEP CHIAROSCURO LIGHTING THAT ENHANCES THE CONTRASTING SHADOWS AND LUMINOUS HIGHLIGHTS ON HER ARMOR AND FABRICS. BEHIND HER TOWERS A COLOSSAL, NINE-HEADED DRAGON WITH A MUSCULAR HORSE-LIKE BODY, EACH SERPENTINE HEAD ADORNED WITH ORNATE BAROQUE HORNS AND GLOWING, FIERY EYES. THE CREATURE'S MASSIVE WINGS SPREAD OUTWARD IN A DRAMATIC POSE. THE BACKGROUND UNVEILS A PAINTERLY, FANTASTICAL LANDSCAPE STEEPED IN MOODY ATMOSPHERE, EVOKING THE GRANDEUR, TENSION, AND DIVINE DRAMA OF 17TH-CENTURY BAROQUE ART."

EXAMPLE : ASSIGNMENT 1


SCENE 1:
MISTY
ENTRANCE
(0:00-0:10)

SCENE 2:
SWORD
REVEAL
(0:11-0:20)

SCENE 3:
DRAGON
AWAKENING
(0:21-0:30)



IMAGE
GENERATE
FROM
CHATGPT



runway USING
RUNWAY



runway



KLING AI 1.5

EXAMPLE : ASSIGNMENT 1


SCENE 1:
INTRO
ABOUT
NUSAIBAH

SCENE 2:
SWORD
REVEAL
(0:11-0:20)

SCENE 3:
DRAGON
AWAKENING
(0:21-0:30)




IMAGE
GENERATE
FROM
CHATGPT



runway USING
RUNWAY



runway



KLING AI 1.5


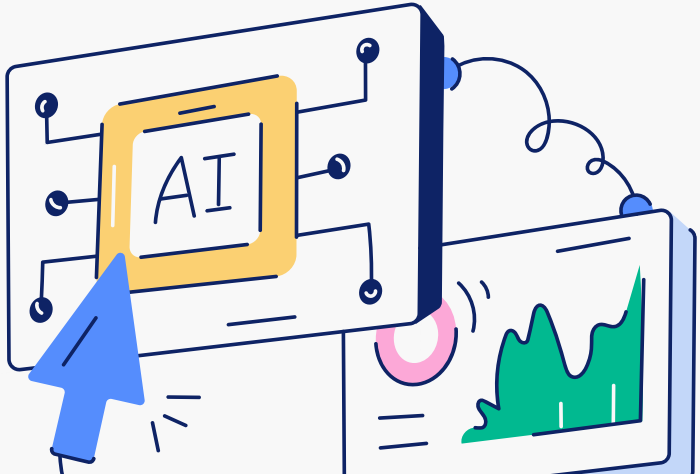


USING KLING AI '33 | Page

APPLICATION

An applications that we can used for creating AI Video .




Not allowed



ASSIGNMENT 2

Projek Visume tentang Video "Resume".

- 1 video resume AI lengkap (30–60 saat)
- Pengetahuan tentang tools Text-to-Video AI
- Keyakinan menulis & mempersembahkan diri secara digital



EXAMPLE : ASSIGNMENT 2



Skrip

🎬 TEMPLATE SKRIP VIDEO RESUME (30–60 saat)

Struktur Skrip:

- Pengenalan Diri: Hai! Nama saya [Nama Penuh]..."
- "Saya berasal dari [Bandar/Negeri]..."
- Latar Belakang Profesional / Pendidikan
- "Saya mempunyai pengalaman dalam bidang [Bidang] selama [Tempoh] tahun..."
- Atau: "Saya baru tamat pengajian dalam bidang [Bidang] dari [Nama Institusi]..."
- Kemahiran Utama / Minat
- "Saya mahir dalam [Kemahiran 1, 2, 3]..."
- "Minat saya termasuk [Hobi / Fokus Kerjaya]..."
- Tujuan Video / Aspirasi Kerjaya
- "Saya sedang mencari peluang dalam [Jawatan/Bidang]..."
- "Saya percaya nilai dan semangat saya dapat menyumbang kepada pasukan anda."
- Penutup Ringkas
- "Terima kasih kerana menonton!"
- "Jumpa anda di platform profesional!"

Contoh Skrip Penuh (BM Ringkas):

- Hai! Nama saya Aina Zulaikha. Saya berasal dari Shah Alam, Selangor.
- Saya baru tamat pengajian dalam bidang Reka Bentuk Multimedia di Universiti Teknologi MARA.
- Saya mahir menggunakan Adobe After Effects, Canva, dan mempunyai minat mendalam dalam penghasilan kandungan kreatif.
- Saya sedang mencari peluang sebagai pereka kandungan digital atau pereka grafik junior.
- Terima kasih kerana menonton dan saya harap dapat bekerjasama dengan anda!

REFERENCES

Akaun Percubaan (1 jam)

Topik:

* Platform popular:

* [Pictory](<https://pictory.ai>)

* [HeyGen](<https://www.heygen.com>)

* [Synthesia](<https://www.synthesia.io>)

* [Elai.io](<https://elai.io>) *(jika ada masa)*

* Perbandingan ciri, harga & kekangan akaun percuma

Aktiviti:

* Peserta daftar akaun percuma

- * Demonstrasi langkah demi langkah menghasilkan video asas (15–30 saat)

Contoh Skrip Penuh (BM Ringkas):

- Hai! Nama saya Aina Zulaikha. Saya berasal dari Shah Alam, Selangor.
- Saya baru tamat pengajian dalam bidang Reka Bentuk Multimedia di Universiti Teknologi MARA.
- Saya mahir menggunakan Adobe After Effects, Canva, dan mempunyai minat mendalam dalam penghasilan kandungan kreatif.
- Saya sedang mencari peluang sebagai pereka kandungan digital atau pereka grafik junior.
- Terima kasih kerana menonton dan saya harap dapat bekerjasama dengan anda!

REFERENCES

Berikut adalah AI IMAGE TOP GENERATOR :

GPT-4o (ChatGPT): <https://chat.openai.com>

Canva: <https://www.canva.com>

Stablecog: <https://stablecog.com>

Reve: <https://www.reve.ai>

NightCafe: <https://creator.nightcafe.studio>

DeepAI: <https://deepai.org>

Bing Image Creator: <https://www.bing.com/create>

OpenArt: <https://openart.ai>

starryai: <https://www.starryai.com>

Imagen 3 (Google Gemini):

<https://deepmind.google/technologies/gemini/>

Playground: <https://playgroundai.com>

Artbreeder: <https://www.artbreeder.com>

Adobe Firefly: <https://firefly.adobe.com>

Fotor: <https://www.fotor.com>

Stable Assistant (Stable Diffusion): <https://stability.ai>

Prodia: <https://www.prodia.com>

Runway: <https://runwayml.com>

Midjourney: <https://www.midjourney.com>

Craiyon: <https://www.craiyon.com>

WOMBO Dream: <https://www.wombo.art>

Ideogram: <https://ideogram.ai>

getimg.ai: <https://getimg.ai>

Visual Electric: <https://visualelectric.com>

Leonardo.Ai: <https://leonardo.ai>

Shutterstock: <https://www.shutterstock.com>

Picsart: <https://picsart.com>

Recraft: <https://recraft.ai>

Generative AI by Getty: <https://www.gettyimages.com>

CF Studio: <https://cfstudio.ai>

Dream Machine (Luma Photon): <https://lumalabs.ai>

Deep Dream Generator: <https://deepdreamgenerator.com>

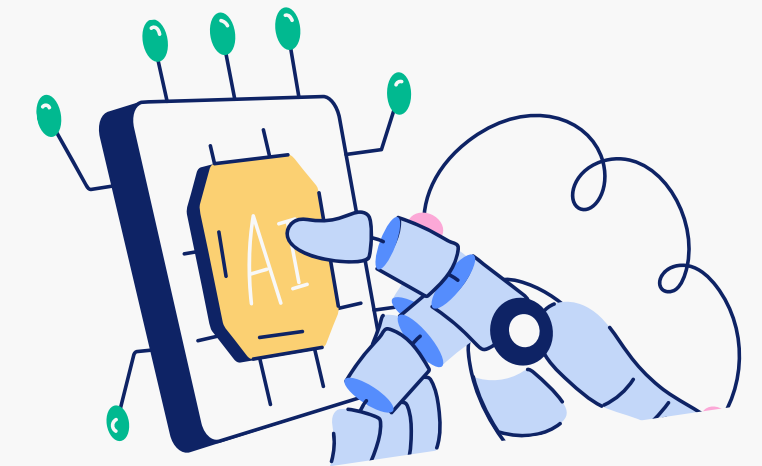
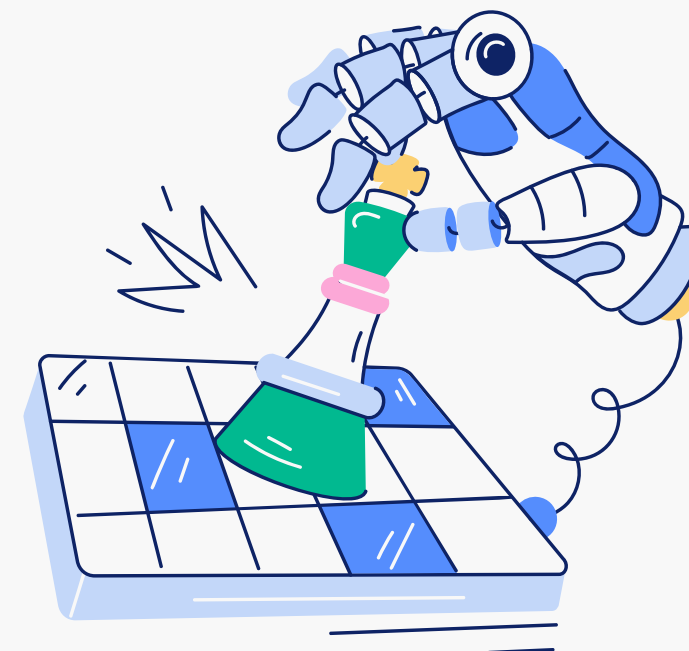

LetsEnhance: <https://letsenhance.io>

<https://pollo.ai/>

REFERENCES

**Berikut adalah alamat laman rujukan bagi:
AI IMAGE & AI VIDEO GENERATOR**

1. [GPT-4o \(ChatGPT\): https://chat.openai.com](https://chat.openai.com)
2. <https://pikalabsai.org/>
3. <https://klingai.com/global/>
4. <https://pollo.ai/image-to-video>



REFERENCES

DAPATKAN LINK NOTA & HANTAR TUGASAN DI SINI



KOD QR : KUMPULAN PESERTA PSH : AI
VIDEO SIRI 1 & 2 (7 MEI 2025)

<https://shorturl.at/obEnc>

SUBMISSION

CARA-CARA PENGHANTARAN TUGASAN

- 1. BERKUMPULAN DALAM 3-4 ORANG/KUMPULAN**
- 2. CADANGKAN TAJUK DAN TEMA**
- 3. DAPATKAN AYAT PROMPT YANG BETUL**
- 4. DAPATKAN GAMBAR2 BERKAIT DENGAN AYAT-AYAT PROMPT**
- 5. DAPATKAN LAGU BACKGROUND DI FREE MUSIC ONLINE PLATFORM**
- 6. TAMBAH GAMBAR JADI SCENE-SCENE SETERUSNYA**
- 7. UBAH GAMBAR/TEXT JADI VIDEO DI KLING.AI**
- 8. CAMTUM VIDEO2 DALAM CANVA/CAPCUT**
- 9. HANTAR LINK VIDEO YANG DAH COMPILE DLM GROUP**





The End!

THANKS FOR LISTENING!